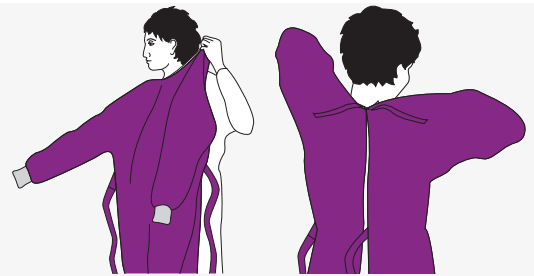


The type of PPE used will vary based on the level of precautions required; e.g. Standard and Contact, Droplet or Airborne Infection Isolation. The procedure for putting on and removing PPE should be tailored to the specific type of PPE.

1 GOWN

- ✓ Fully cover torso from neck to knees, arms to end of wrists, and wrap around the back
- ✓ Fasten in back of neck and waist

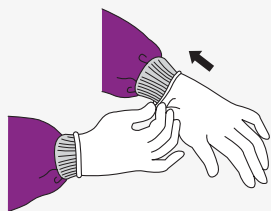
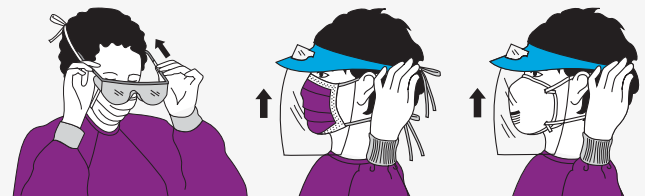


2 MASK OR RESPIRATOR

- ✓ Secure ties or elastic bands at middle of head and neck
- ✓ Fit flexible band to nose bridge
- ✓ Fit snug to face and below chin
- ✓ Fit-check respirator

3 GOGGLES OR FACE SHIELD

- ✓ Place over face and eyes and adjust to fit



4 GLOVES

- ✓ While holding the top edge of the cuff, carefully insert hand into the first glove and don
- ✓ Use the folded fingers of the gloved hand to gently ease your other hand into the glove and extend to cover wrist of gown

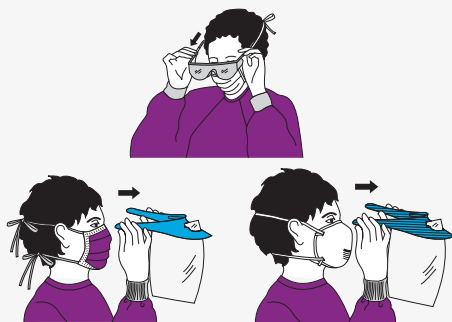

Use Safe Work Practices To Protect Yourself And Limit The Spread Of Contamination

- ✓ Keep hands away from face
- ✓ Change gloves when torn or heavily contaminated
- ✓ Limit surfaces touched
- ✓ Perform hand hygiene before donning

Remove PPE at doorway or in waiting area, and remove respirator after leaving the patients room and closing the door to avoid contamination.

1 GLOVES

- ✔ Grasp outside of glove with opposite gloved hand and peel off
- ✔ Hold removed glove in gloved hand
- ✔ Slide fingers of ungloved hand under remaining glove at wrist
- ✔ Peel glove off over first glove
- ✔ Discard gloves in waste container



2 GOGGLES OR FACE SHIELD

- ✔ To remove, handle by headband or ear pieces for goggles and/or face shield
- ✔ Place in designated receptacle for reprocessing or in waste container

3 GOWN

- ✔ Unfasten ties and pull away from neck and shoulders touching inside of gown only
- ✔ Turn gown inside out
- ✔ Fold or roll into a bundle and discard in waste container



4 MASK OR RESPIRATOR

- ✔ Front of mask/respirator is contaminated and should not be touched
- ✔ Grasp bottom and top ties or elastics for removal
- ✔ Discard in waste container

PERFORM HAND HYGIENE IMMEDIATELY AFTER REMOVING ALL PPE